

(2) Posts **(A)**
End-post 37H
(filler and riser
pre-installed)



(2) fillers
for post



(2) 2-way metal-caps


(2) 2-way plastic caps

(2) end-post metal-caps

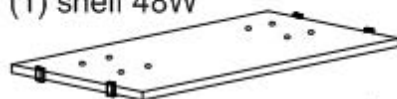
(2) end-post plastic caps

(self-tapping metal-screws
provided for metal-caps)



 (2) wire-guides

(1) shelf 48W




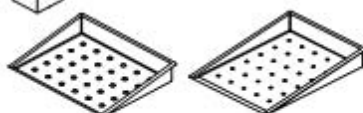
(2) book-holders



(2) shelf-supports



 (1) pencil box



(2) paper trays for rail tiles

(2) Posts **(B)**
2-way 57H
(filler and riser
pre-installed)



(2) right brackets

(2) left brackets

(black-wood screws
provided for brackets)




(2) panels 28W **(1T)**
with alu top cap



(1) half-panel 48W **(2)**



(1) raceway-frame 48W **(3)**





with (2) raceway-covers



(1) rail-panel 48W **(4)**



(1) panel 48W **(5T)**
with alu top cap



(1) reversible work top 48W x 28D